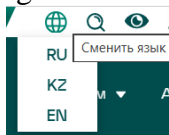


GUIDELINES FOR AUTHORS

The journal section is available on the university website under “Science and Innovation” → “EKTU Scientific Journals” → “SOCIAL SCIENCES & DIGITAL HUMANITIES.”

Direct link: <https://journals.ektu.kz/ssadh>

Manuscript templates are available for download in the “Instructions for Authors” section. The use of the provided manuscript template is mandatory. The template is available in three languages.



When switching the interface language, the corresponding language version of the template becomes available.

The template contains comments. If they are not visible, enable their display via: “Review” → “Show Comments.”

When inserting copied text into the template, it is recommended to use the keyboard shortcut “Alt+Ctrl+V” and select the “Unformatted Text” option in the dialog box. This ensures that the text is inserted while preserving the template’s formatting.

Please note:

–The abstract should be 200–250 words and include: relevance, purpose, research methods, results, theoretical and practical significance, and prospects for further research.

–The main body of the manuscript (from introduction to references) should be between 4,000 and 8,000 words.

–The manuscript must follow the IMRAD structure. Mandatory sections include: Introduction, Literature Review, Materials and Methods, Results and Discussion, Conclusion, and References.

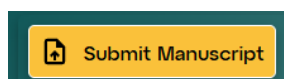
–The reference list must contain at least 15 sources and be formatted in APA 7 style. Detailed requirements for in-text citations and reference formatting are provided in the author guidelines.

–All references cited in the text and listed in the reference section must be active (contain valid hyperlinks) and accessible. Before submission, all links must be checked for functionality. Authors’ ORCID identifiers must be provided as active hyperlinks embedded in the ORCID icon and also included in full in the “Author Information” section. A current email address must be provided in the “Author Information” section. Translations of positions, institutional affiliations, academic degrees, and titles must be accurate and consistent with standard academic terminology

MANUSCRIPT SUBMISSION TO THE SYSTEM

1) Register and log in to the system

2) Click the “Submit Manuscript” button



3) At the first step (1. Start), you need to:

– select the article language and the journal section;

– verify that the manuscript meets the established requirements and check the соответствующие пункты;

– provide consent for the collection and storage of personal data.

4) At the second step (2. Upload Submission), you need to:


– upload the manuscript file;

– specify the file type as “Article Text.”.

Submit an Article

1. Start 2. Upload Submission 3. Enter Metadata 4. Confirmation 5. Next Steps

Files Add File

 KAZ Шаблон.docx Article Text Edit Remove

Save and continue Cancel

5) At the third step (3. Enter Metadata), you need to:

- enter the title, abstract, and keywords in all three languages;
- input keywords individually;
- ensure that the title is not written entirely in capital letters.

Title *

Additional Refinements

Keywords

Add additional information for your submission. Press 'enter' after each term.

To add co-authors and their details, click the “Add Contributor” button.

List of Contributors					Add Contributor
Name	E-mail	Role	Primary Contact	In Browse Lists	
▶ Асель Саденова	assadenova@edu.ektu.kz	Author	<input checked="" type="checkbox"/>	<input checked="" type="checkbox"/>	

By clicking the arrow next to the author’s name and surname, you can edit the author’s details and change their order. Author information must be provided in full in all three languages.

Name

Given Name *

Family Name

How do you prefer to be addressed? Salutations, middle names and suffixes can be added here if you would like.

<input type="text"/>
<i>Preferred Public Name</i>
Русский
English

<input type="text"/>
<i>Affiliation *</i>
Русский
English

Contributor's role *

- Author
- Translator

Principal contact for editorial correspondence.

Include this contributor in browse lists?

For the corresponding author, select the option “Contact person for correspondence with the editorial office.”

- 6) At the next step (4. Confirmation), click the “Finish Submission” button. After submission is completed, a confirmation email should be sent to the specified email address.